

---

# TurboTax

## Retrieving Tax Information

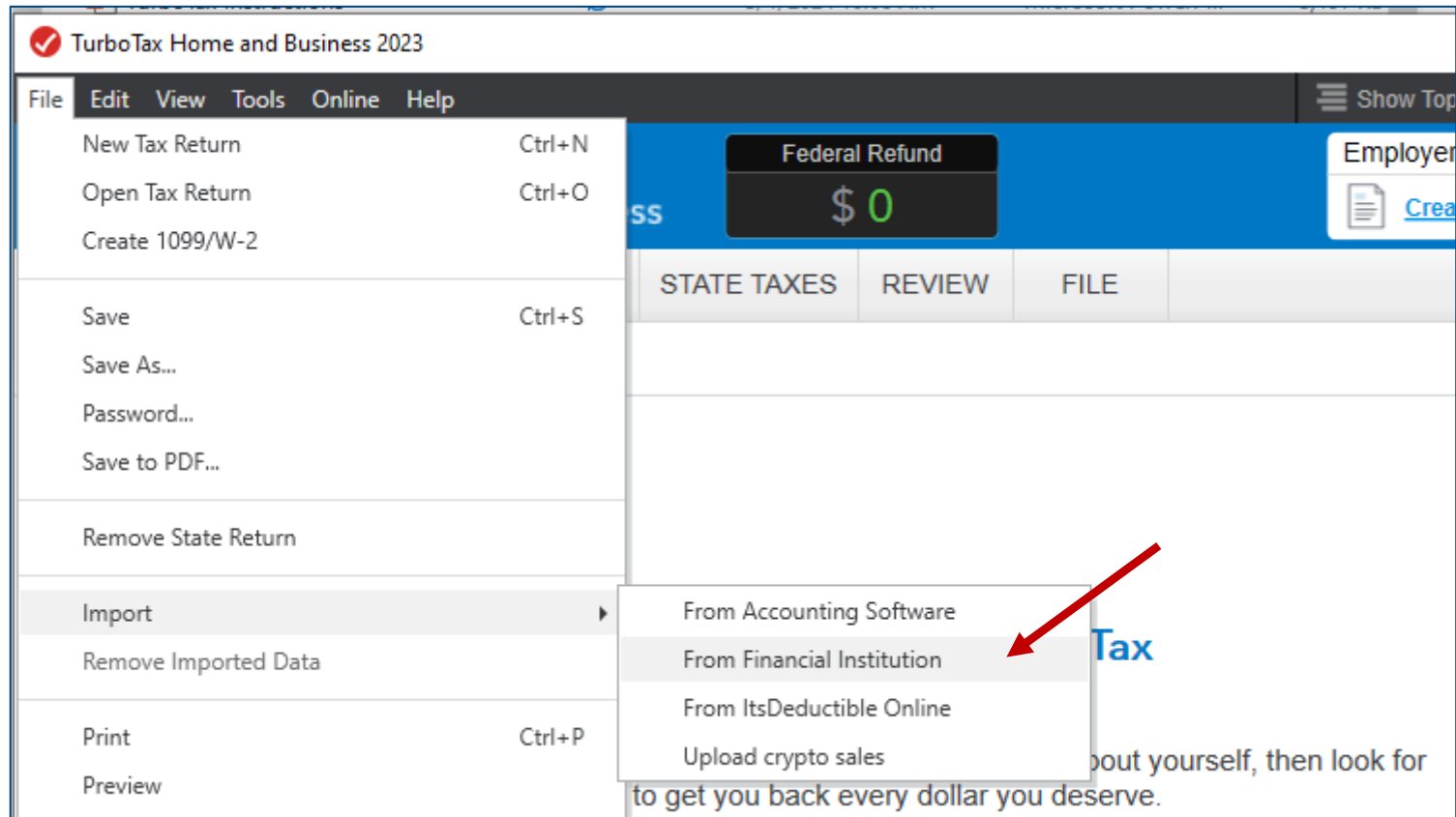


CAPTRUST


**NOTE THAT FINAL TAX INFORMATION SHOULD BE AVAILABLE FOR DOWNLOAD AFTER MARCH 15th**

The screenshot shows the TurboTax Home and Business 2023 software interface. At the top, the window title is "TurboTax Home and Business 2023". Below the title bar is a dark menu bar with "File", "Edit", "View", "Tools", "Online", and "Help". To the right of the menu bar are three utility buttons: "Show Topic List", "Print Center", and "Help Center". The main interface has a blue header with the Intuit TurboTax logo on the left. In the center of the header, a dark box displays "Federal Refund" and "\$ 0". On the right side of the header, there is a white box labeled "Employer Forms" with a "Create Forms" link, and three icons for "Forms", "Flags", and "Notifications". Below the header is a navigation bar with tabs for "PERSONAL INFO", "BUSINESS", "PERSONAL", "STATE TAXES", "REVIEW", and "FILE". A "SEARCH" button is located on the right side of this bar. The "PERSONAL INFO" tab is selected, and the text "You & Your Family" is visible below it.

- From the File menu in TurboTax, click “Import”, then “From Financial Institution”.



- To import information from your **Pershing** accounts, enter **“Pershing”** under **“I’m looking for”**
- Select **“NetXInvestor (Pershing)”** and **“Continue”**



TurboTax Home and Business 2023

File Edit View Tools Online Help

**INTUIT** **turbotax** Home & Business

Federal Refund  
\$ 0

PERSONAL INFO BUSINESS PERSONAL STATE TAXES REVIEW FILE

You & Your Family

Fidelity Morgan Stanley Smith Barney TD Ameritrade  
UBS Merrill Lynch E\*TRADE  
Scottrade USAA charles SCHWAB


We can retrieve 1099-INT, 1099-DIV and 1099-B forms directly from your banks and broke into your tax return for you. By partnering with [hundreds of financial institutions](#), we're able information so you don't have to type it in. Importing is safe, fast and accurate. [Learn more](#) numbers of stock sales.

I'm looking for:  
Pershing

Select an item below

BNY MELLON | PERSHING  
NetXInvestor (Pershing)


- To import information from your **Schwab** accounts, enter “Schwab” under “I’m looking for”
- Select “Charles Schwab & Co” and “Continue”



- To import information from your **Fidelity** accounts, enter “Fidelity” under “I’m looking for”
- Select “Fidelity Investments” and “Continue”

The screenshot shows the TurboTax Home and Business 2023 software interface. At the top, there is a menu bar with 'File', 'Edit', 'View', 'Tools', 'Online', and 'Help'. Below the menu is a blue header with the Intuit TurboTax logo and the text 'Home & Business'. To the right of the header, there is a 'Federal Refund' section showing '\$ 0'. Below the header is a navigation bar with tabs for 'PERSONAL INFO', 'BUSINESS', 'PERSONAL', 'STATE TAXES', and 'REV'. Under the 'PERSONAL INFO' tab, there is a sub-tab for 'You & Your Family'. The main content area is titled 'Let Us Enter Your Bank and Brokerage Tax Data' and features logos for various financial institutions: Fidelity, Morgan Stanley Smith Barney, TD, UBS, Merrill Lynch, Scottrade, and USAA. Below the logos, there is a paragraph of text: 'We can retrieve 1009-INT, 1099-DIV and 1099-B forms directly from your financial institutions into your tax return for you. By partnering with [hundreds of financial institutions](#), we can retrieve your financial information so you don't have to type it in. Importing is safe, fast and accurate. We support thousands of numbers of stock sales.' At the bottom right, there is a search box labeled 'I'm looking for:' with the text 'Fidelity' entered. Below the search box, there is a dropdown menu with the text 'Select an item below' and the option 'Fidelity Investments' selected.

- To import information from your **TD Ameritrade** accounts, enter **“TD”** under **“I’m looking for”**
- Select **“TD Ameritrade”** and **“Continue”**



**Next you will be prompted to login to your online account:**

- **For Pershing, use RGD as the Financial Institution Number**
- **Enter the username that you typically use to view your accounts**
- **Enter your password associated with the above username and “Continue”**

The screenshot shows the TurboTax Home and Business 2023 software interface. At the top, there is a menu bar with 'File', 'Edit', 'View', 'Tools', 'Online', and 'Help'. Below the menu bar is a blue header with the Intuit TurboTax logo and the text 'Home & Business'. To the right of the header, there is a 'Federal Refund' section showing '\$ 0'. Below the header is a navigation bar with tabs for 'PERSONAL INFO', 'BUSINESS', 'PERSONAL', 'STATE TAXES', and 'REV'. Under the 'PERSONAL INFO' tab, there is a sub-tab for 'You & Your Family'. The main content area displays the 'Sign on to NetXInvestor (Pershing)' screen. The screen features the NetXInvestor logo and a message: 'Enter the information below to access your available NetXInvestor (Pershing) tax forms. Only data relevant to your tax return will be imported.' Below the message are three input fields: 'Financial Institution Number:' with the value 'RGD', 'User ID: (same as NetXInvestor.com)', and 'Password: (same as NetXInvestor.com)' with a masked password '\*\*\*\*\*'.



- Choose **“Import Now”**. Data will be downloaded, and totals should match the reported amounts on your 1099s.
- For **Realized Gain/Losses**, note that purchase date and original cost will only be retrieved for “covered” positions. You will need to enter this information for “non-covered” sales. This data is included at the end of your brokerage account 1099 tax report. An alternative to entering this cost basis is to print your return and file by mail attaching these specific pages from your 1099 report.

You & Your Family

These Documents Are Now Ready for Import:

Uncheck any items you don't want included in your return.

**NETXINVESTOR**

<input checked="" type="checkbox"/>	PERSHING LLC - 1099-DIV (****1337)	\$39.26	<a href="#">View Details</a>
<input checked="" type="checkbox"/>	PERSHING LLC - 1099-DIV (****1394)	\$70.18	<a href="#">View Details</a>

Skip Import Import Now

- You should now see imported information from all your accounts
- Click “Done”

File Edit View Tools Online Help

intuit.  
**TurboTax** Premier

Federal Refund  
\$ 866

North Carolina  
[See Amount](#)

PERSONAL INFO FEDERAL TAXES STATE TAXES REVIEW FILE

You & Your Family

### Import Summary

Documents you have imported:

- + NetXInvestor (Pershing) [Delete](#)

Back Done